

Deutsche Bank



Deutsche Bank  
Mortgage Pfandbrief  
Cover Pool Update – Feb 2018

Treasury

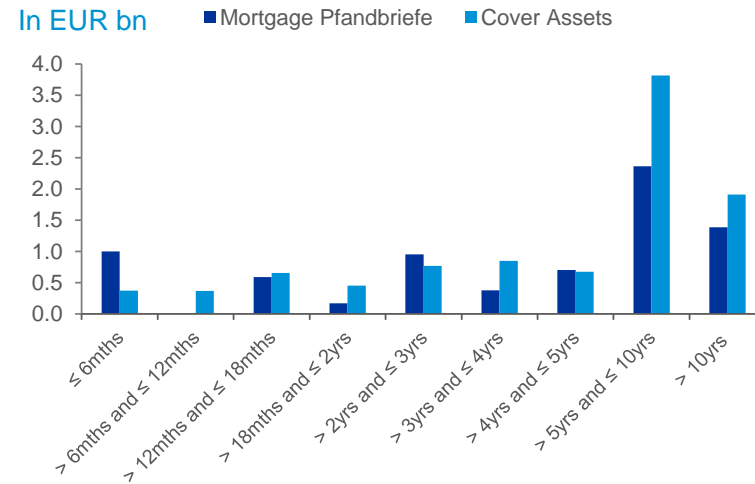


# DB Mortgage Pfandbrief Cover Pool - Overview

## Mortgage Cover Pool – Key figures

Cover Pool	4Q 2015	4Q 2016	4Q 2017
Pfandbrief Outstanding	EUR 5.9 bn	EUR 7.7 bn	EUR 7.5 bn
Cover Pool Outstanding	EUR 8.6 bn	EUR 8.9 bn	EUR 9.9 bn
OC (as % of Outstanding Bonds)	46.15%	16.30 %	30.79%
Liquid OC	EUR 884 mn	EUR 280 mn	EUR 905 mn
Number of loans	79,073	84,845	88,710
Volume weighted average in years of the maturity that has passed since the loan was granted	4.2	4.3	4.7
Total pool weighted avg. Loan-to-Value (LTV) ratio	54.14%	53.84%	53.41%
Payments >= 90 days overdue	0%	0%	0%
Euro denominated loans	100%	100%	100%
Euro denominated Pfandbriefe	100%	100%	100%
Property Country	100% Germany	100% Germany	100% Germany
Rating			
Moody's	Aaa	Aaa	Aaa

## Maturity Profile (as of 31 Dec 2017)



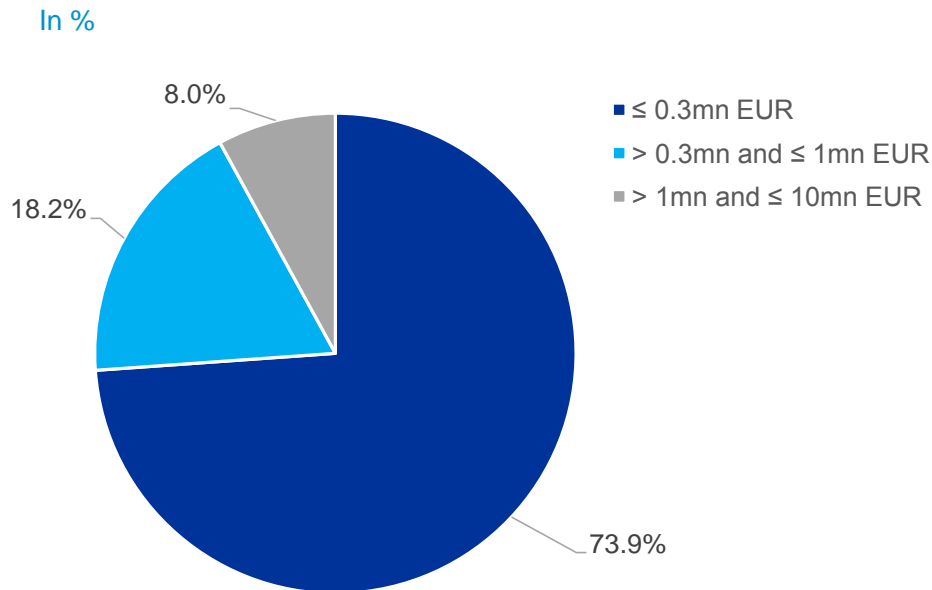
Note: Figures may not add up due to rounding differences



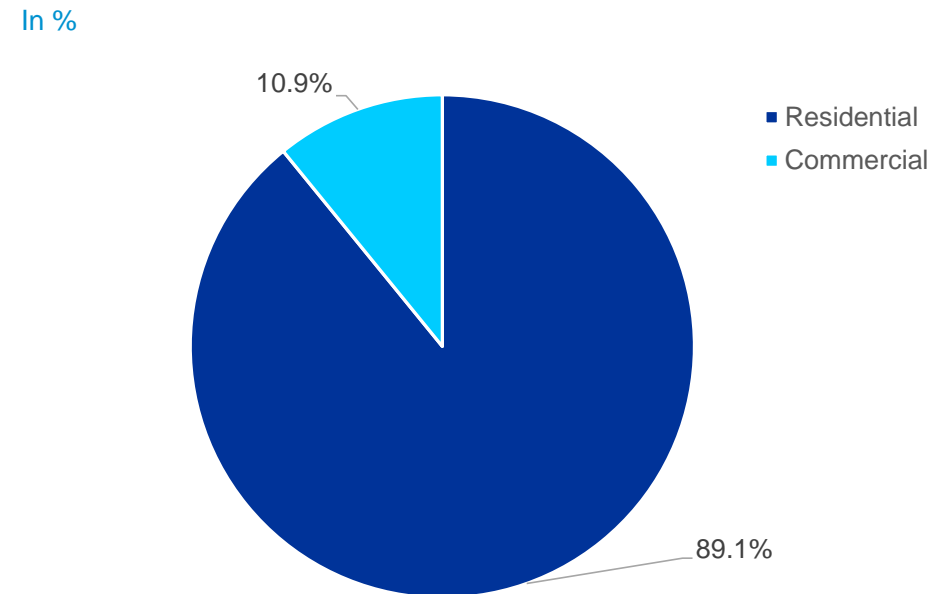
# DB Mortgage Pfandbrief Cover Pool (as of 31 Dec 2017)

## Loan Size and Type of Use

### Mortgage Loans – Size by Nominal Value



### Mortgage Loans by type of use



Note: Figures may not add up due to rounding differences

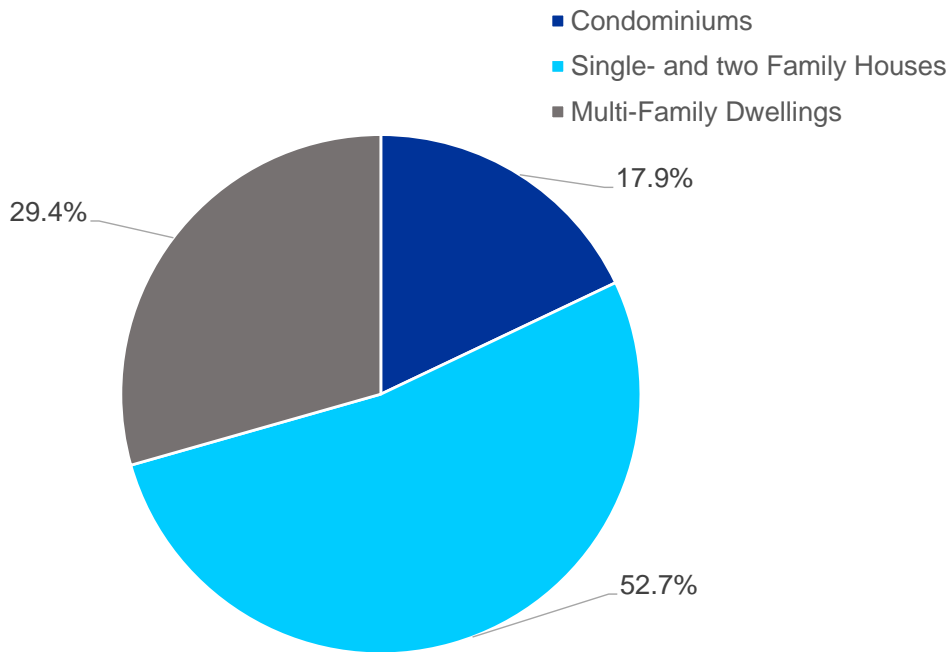


# DB Mortgage Pfandbrief Cover Pool (as of 31 Dec 2017)

## Mortgage Loans by Property Type

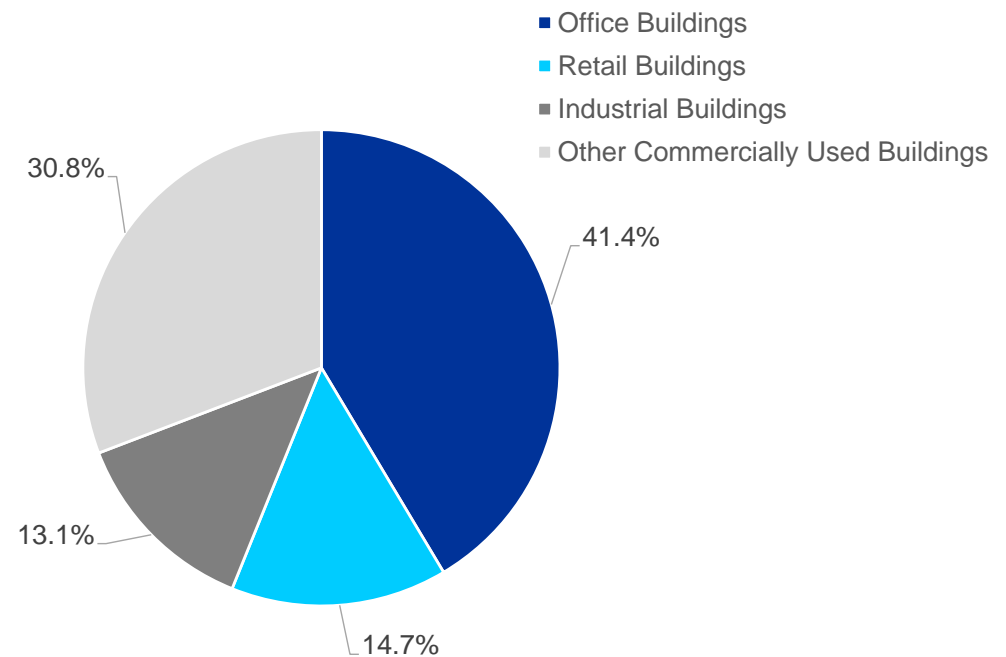
### Mortgage Loans by Property Type (Residential)

In %



### Mortgage Loans by Property Type (Commercial)

In %



Note: Figures may not add up due to rounding differences

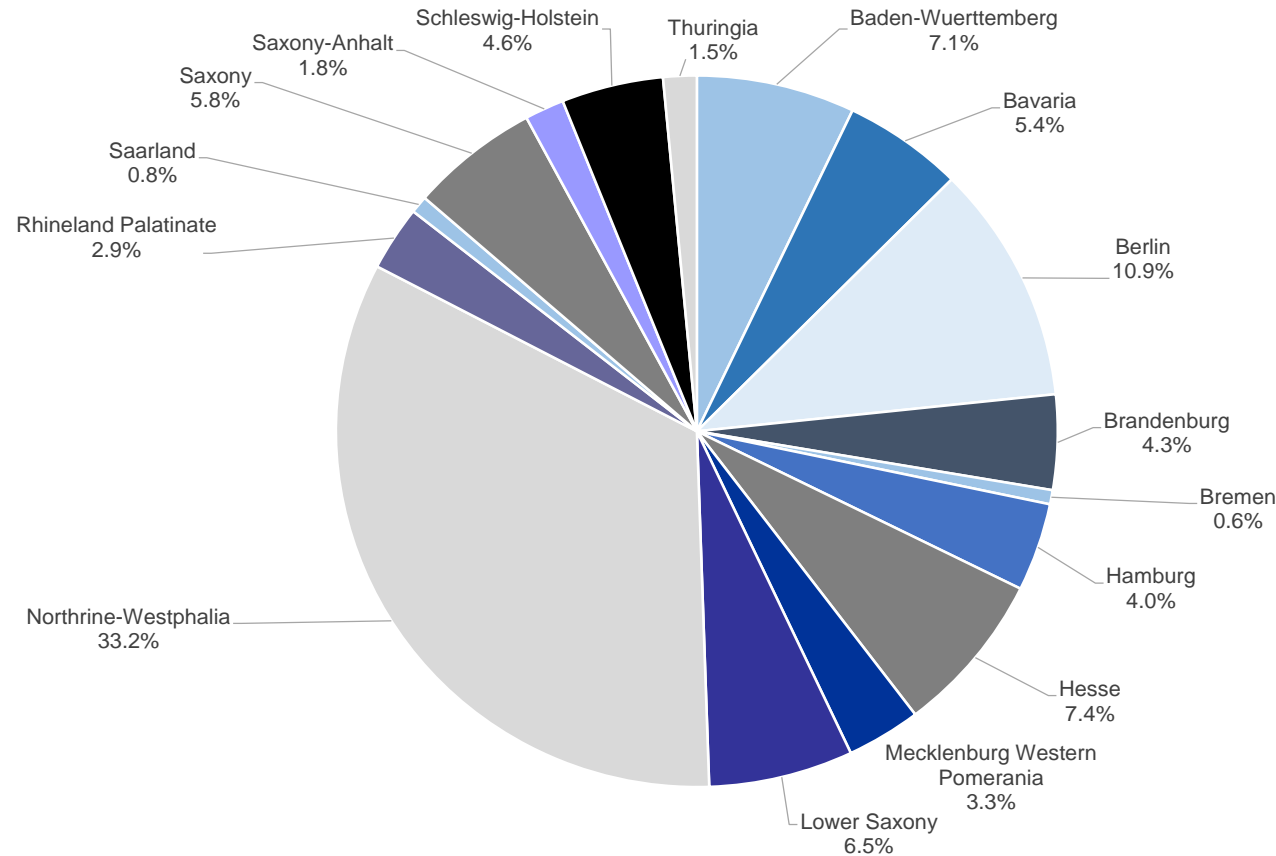


# DB Mortgage Pfandbrief Cover Pool (as of 31 Dec 2017)

Focus on German prime residential mortgages

## Mortgage Loans – Regional distribution

In %



Note: Figures may not add up due to rounding differences